5-104549-9 ✔ ACTIVE

AMPMODU | AMPMODU System 50

TE Internal #: 5-104549-9

PCB Mount Header, Vertical, Wire-to-Board / Board-to-Board, 80 Position, 1.27 mm [.05 in] Centerline, Fully Shrouded, Gold, AMPMODU System 50

View on TE.com >

Connectors > PCB Connectors > PCB Headers & Receptacles



PCB Connector Assembly Type: **PCB Mount Header**

PCB Mount Orientation: **Vertical**

Connector System: **Board-to-Board, Wire-to-Board**

Number of Positions: **80**

Number of Rows: **2**

Features

Product Type Features

PCB Connector Assembly Type	PCB Mount Header
Connector System	Board-to-Board, Wire-to-Board
Header Type	Fully Shrouded
Sealable	No
Connector & Contact Terminates To	Printed Circuit Board

Configuration Features

Connector Contact Load Condition	Fully Loaded
PCB Mount Orientation	Vertical
Number of Positions	80
Number of Rows	2

Electrical Characteristics

Operating Voltage	30 VAC

Body Features

Connector Profile	Standard
Primary Product Color	Black

Contact Features

	150 – 250 µin
PCB Contact Termination Area Plating Material Finish	Matte

Contact Mating Area Plating Material Finish	Bright
Contact Underplating Material	Nickel
PCB Contact Termination Area Plating Material	Tin
Contact Base Material	Phosphor Bronze
Contact Mating Area Plating Material	Gold
Contact Type	Pin
Contact Current Rating (Max)	1 A

Termination Features

Termination Post & Tail Length	2.54 mm[.1 in]
Termination Method to Printed Circuit Board	Surface Mount

Mechanical Attachment

Mating Retention	With
Panel Mount Feature	Without
PCB Mount Retention Type	Hold-Down Post
Mating Alignment	With
Mating Alignment Type	Latched
PCB Mount Retention	With
PCB Mount Alignment	With
Connector Mounting Type	Board Mount

Housing Features

Centerline (Pitch)	1.27 mm[.05 in]
Housing Material	Thermoplastic

Dimensions

Row-to-Row Spacing	2.54 mm[.1 in]
PCB Thickness (Recommended)	1.57 mm

Usage Conditions

Operating Temperature Range	-65 – 105 °C[-85 – 221 °F]

Operation/Application

Solder Process Feature	Board Standoff
Circuit Application	Power & Signal

Industry Standards

Approved Standards	CSA LR7189, UL E28476

UL Flammability Rating	UL 94V-0

Packaging Features

Packaging Quantity	9
Packaging Type	Box, Tube

Product Compliance

For compliance documentation, visit the product page on TE.com>

EU RoHS Directive 2011/65/EU	Compliant
EU ELV Directive 2000/53/EC	Compliant
China RoHS 2 Directive MIIT Order No 32, 2016	No Restricted Materials Above Threshold
EU REACH Regulation (EC) No. 1907/2006	Current ECHA Candidate List: JUNE 2022 (224) Candidate List Declared Against: JUNE 2022 (224) Does not contain REACH SVHC
Halogen Content	Low Halogen - Br, Cl, F, I < 900 ppm per homogenous material. Also BFR/CFR/PVC Free
Solder Process Capability	Reflow solder capable to 260°C

Product Compliance Disclaimer

This information is provided based on reasonable inquiry of our suppliers and represents our current actual knowledge based on the information they provided. This information is subject to change. The part numbers that TE has identified as EU RoHS compliant have a maximum concentration of 0.1% by weight in homogenous materials for lead, hexavalent chromium, mercury, PBB, PBDE, DBP, BBP, DEHP, DIBP, and 0.01% for cadmium, or qualify for an exemption to these limits as defined in the Annexes of Directive 2011/65/EU (RoHS2). Finished electrical and electronic equipment products will be CE marked as required by Directive 2011/65/EU. Components may not be CE marked. Additionally, the part numbers that TE has identified as EU ELV compliant have a maximum concentration of 0.1% by weight in homogenous materials for lead, hexavalent chromium, and mercury, and 0.01% for cadmium, or qualify for an exemption to these limits as defined in the Annexes of Directive 2000/53/EC (ELV). Regarding the REACH Regulation, the information TE provides on SVHC in articles for this part number is based on the latest European Chemicals Agency (ECHA) 'Guidance on requirements for substances in articles' posted at this URL: https://echa.europa.eu/guidance-documents/guidance-on-reach

Compatible Parts

TE Part # 5-104078-7
80 SYSTEM 50 RCPT ASSY DRST SN

TE Part # 3-111196-3
80 RCPT SYSTEM 50 30 DPLX



TE Part # 5-147377-7
80 SYS50 SMT HDR DR SHD SN

TE Part # 5-104550-8
80 SYS50 SURFMNT DRST RCPT SN

TE Part # 8-487937-0
080 HOUSING FFC 50CL DR LATCH



TE Part # 5-104744-4
80 SYSTEM 50 RCPT ASSY DRST SN

TE Part # 5-147378-7
80 SYS50 SMT RCP DR SHD SN

Also in the Series | AMPMODU System 50



PCB Headers & Receptacles(1014)

Documents

Product Drawings

80 SYS50 S/M HDR DRST SHRDSN

English

CAD Files

3D PDF

3D

Customer View Model

ENG_CVM_CVM_5-104549-9_W.2d_dxf.zip

English

Customer View Model

ENG_CVM_CVM_5-104549-9_W.3d_igs.zip

English

Customer View Model

ENG_CVM_CVM_5-104549-9_W.3d_stp.zip

English

By downloading the CAD file I accept and agree to the Terms and Conditions of use.

Datasheets & Catalog Pages

AMPMODU_INTERCONNECTION_SYSTEM_SECTION3AND4

English

Fine Pitch Stacking Connectors - 1.27mm AMPMODU System 50 Connectors

English

Product Specifications

Application Specification

English